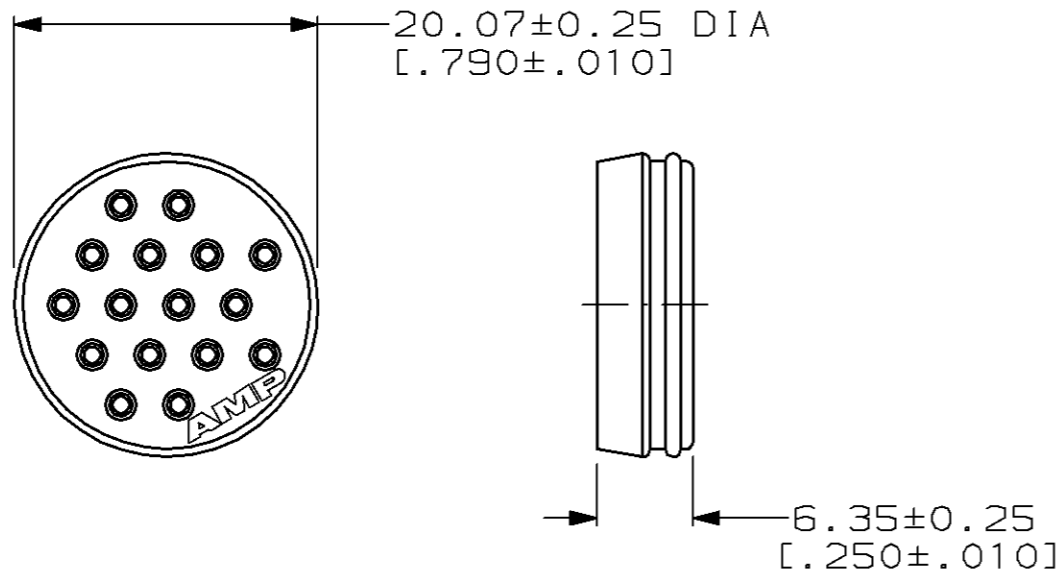
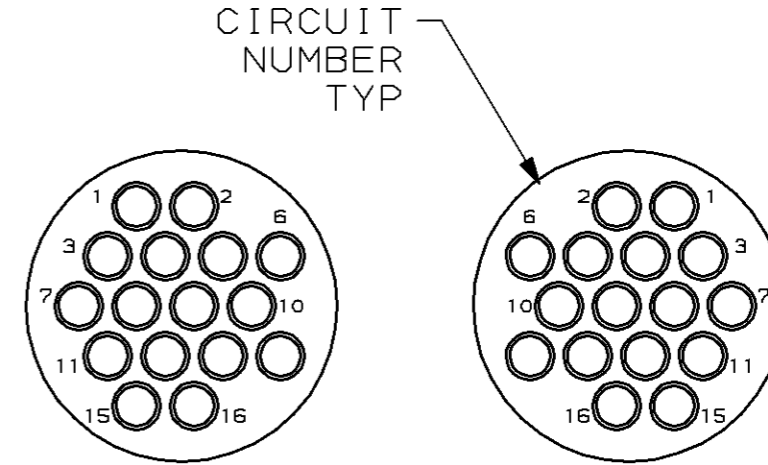


THIS DRAWING IS UNPUBLISHED. RELEASED FOR PUBLICATION, 19 .
 © COPYRIGHT 19 BY AMP INCORPORATED. ALL RIGHTS RESERVED.

LOC	DIST	REVISIONS			
P	LTR	DESCRIPTION	DATE	DWN	APVD
FT	4				
	0	RLSE -1, -2 PER NPR 5429, WAS 95-5029-02	09 OCT 95	-	-
	A	REV PER EC 0020-1252-95	16 NOV 95	CR	AF
	B	REV PER EC 0002-187-96	23 FEB 96	BC	AF
	C	REV PER EC 0320-144-97	05 MAY 97	CO	AF



SEAL MATERIAL: SILICON, RED IRON OXIDE
 QTY=1

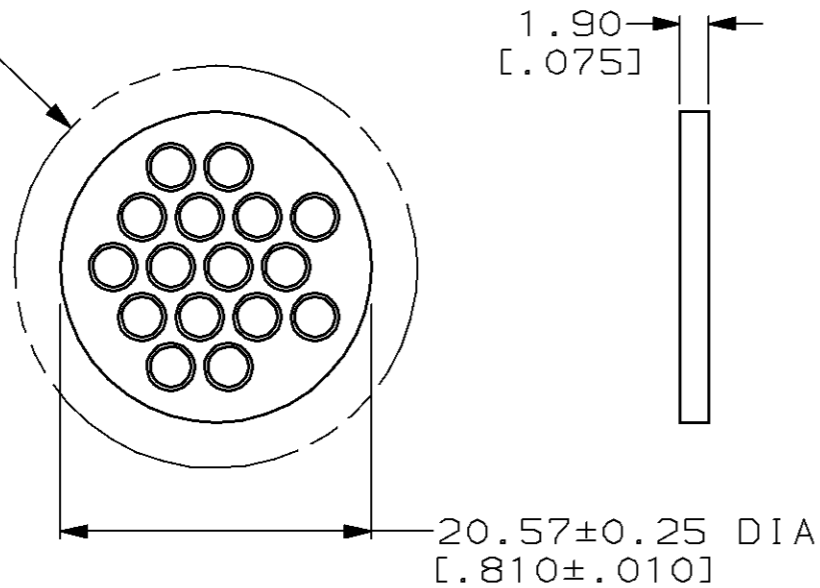


DETAIL A

DETAIL B

1. DETAIL "A" FOR USE WITH SOCKET CONTACTS.
2. DETAIL "B" FOR USE WITH PIN CONTACTS.
3. INSULATION RANGE: 1.90 [0.075] TO 3.18 [0.125] DIA.

SEE TABLE FOR CAVITY IDENTIFICATION DETAIL



PRESSURE PLATE MATERIAL: NYLON, BLACK
 QTY=1

PER DETAIL B	213920-2
PER DETAIL A	213920-1
CAVITY IDENT	PART NUMBER

THIS DRAWING IS A CONTROLLED DOCUMENT FOR AMP INCORPORATED. IT IS SUBJECT TO CHANGE AND THE CONTROLLING ENGINEERING ORGANIZATION SHOULD BE CONTACTED FOR THE LATEST REVISION.		DWN W.G.LENKER 09 OCT 95	AMP AMP Incorporated Harrisburg, PA 17105-3608
DIMENSIONS: mm [INCHES]		CHK R.STONE 11 OCT 95	
TOLERANCES UNLESS OTHERWISE SPECIFIED:		APVD A.FRANTUM 11 OCT 95	NAME
0 PLC ±-		PRODUCT SPEC	108-1579
1 PLC ±-		APPLICATION SPEC	-
2 PLC ±0.13 [0.005]		WEIGHT	-
3 PLC ±-		CUSTOMER DRAWING	-
4 PLC ±-		SIZE	A3
ANGLES ±-		CAGE CODE	00779
FINISH -		DRAWING NO	C-213920
MATERIAL SEE CALLOUTS		SCALE	2:1
		SHEET	1 OF 1
		REV	C